Casualties and Costs of the Civil War

1861-1865

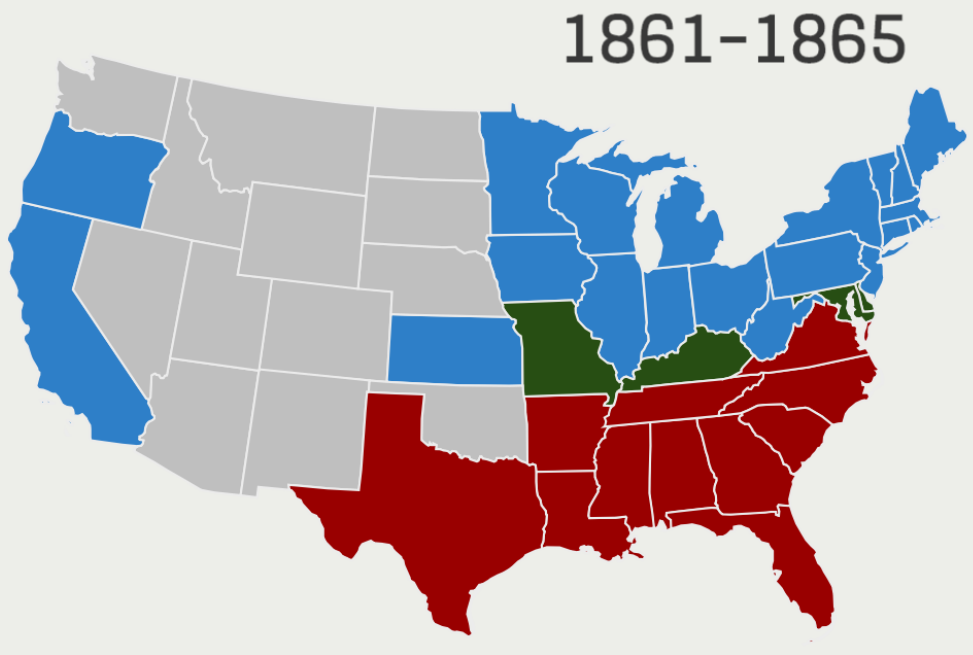

Union | Confederacy | Border State | Territory

Did you know?

Not all states in the Union were free.

Four border states allowed slavery, but did not secede from the Union as the Confederate states did.

US Population in 1860

Note: Each figure represents 1%. The Union had 64 enslaved persons as of 1860.

Union States: 19,127,948

White (99%) | Enslaved African Americans (0%) | Free African Americans (1%)

Confederate States: 12,315,373

White (66%) | Enslaved African Americans (32%) | Free African Americans (2%)

Military Strengths

Note: Serivce numbers are accepted estimates.

Total Servicemembers

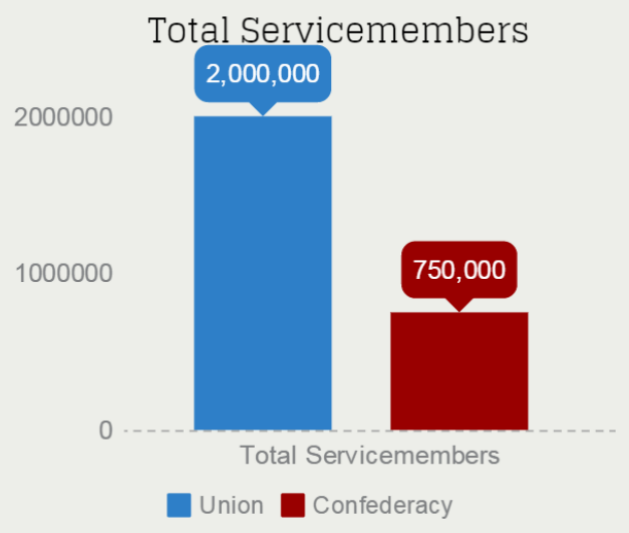

Total Army Enlistment by Year

(Dates as of January 1)

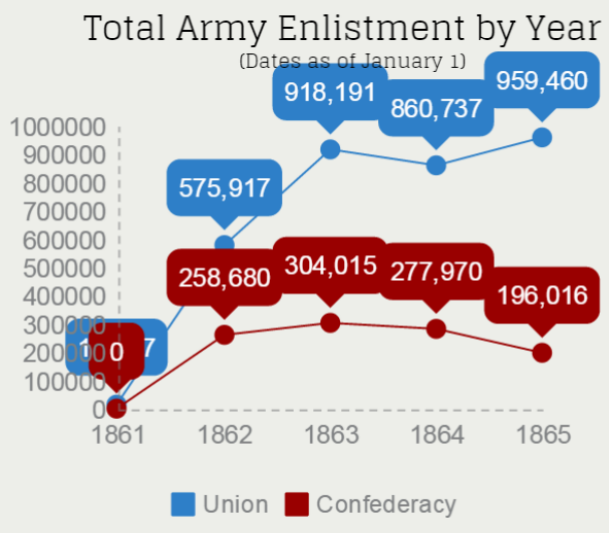

Soldier Demographics

Average Union Soldier

Age: 26
Height: 5'8"
Weight: 143.5 lbs
Enlistment: Volunteer
Profession: Farmer

Average Confederate Soldier

Much less is known about Confederate soldiers due to incomplete and lost records.

Union Troops Nation of Origin

Note: Each figure represents 1%.

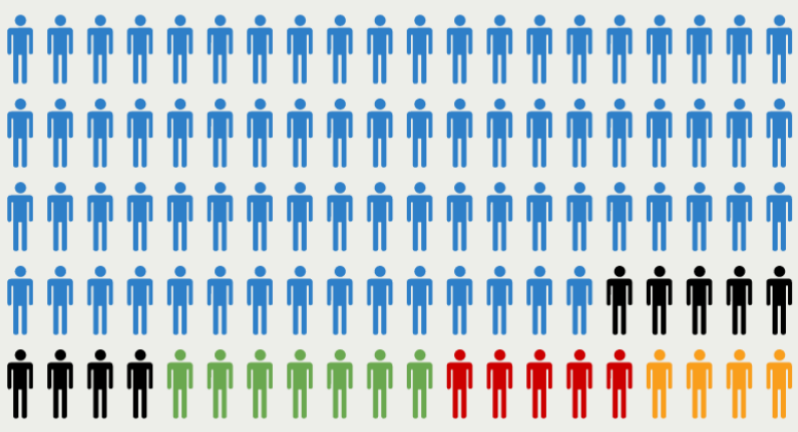

American Born (75%) | Germany (9%) | Ireland (8%) | England and Colonies (5%) | Other (4%)

Enlistment and Conscription

Note: Confederate numbers are estimated from incomplete records.

Union

Volunteers	1,750,741
Draftees	249,259

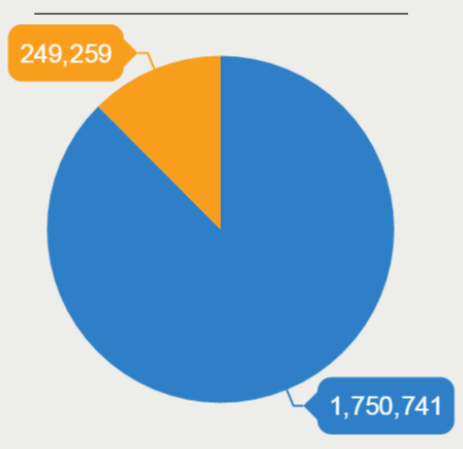

Confederacy

Volunteers	668,007
Draftees	81,993

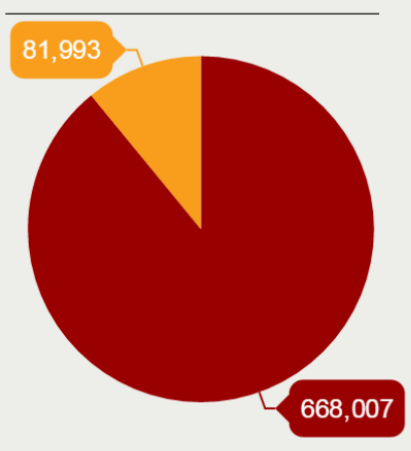

African Americans at War

African American Union Troops Region of Origin

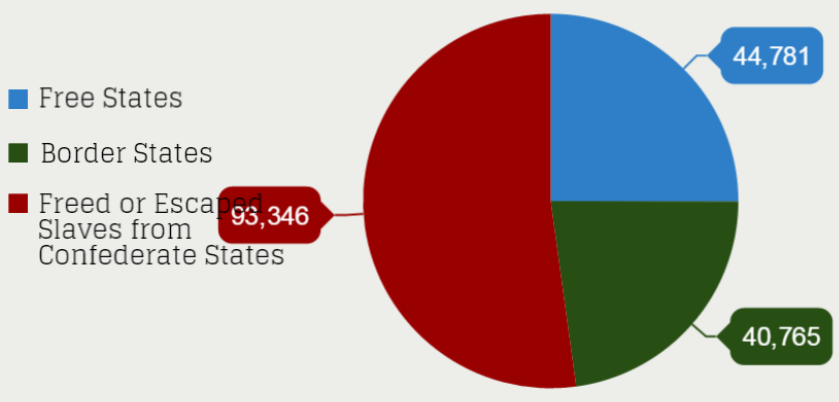

Official Military Admittance of African American Soldiers*

Union	July 1862
Confederacy	March 1865

Union Soldier Monthly Salary

Note: Pay was equalized retroactively in June 1864.

White	$13/month
African American	$10/month

*Before these dates, many free African Americans joined unofficial regiments. Enslaved African Americans were often brought to war as servants, or impressed into military service by their masters.

Troop Fatalities

Note: Death totals are accepted estimates. Confederate numbers are estimated due to incomplete returns. Little is known about Confederate POWs.

Total Estimated Deaths: 623,026

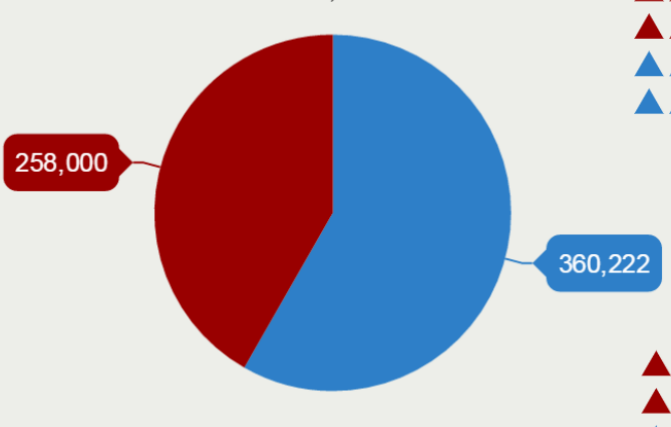

Confederacy | Union

Union Causes of Death

Note: Each figure represents 1%.



Fatally Wounded in Battle (30%) | Disease (62%) | Fatalities in Enemy Prisons (8%)

Confederate Causes of Death

Note: Each figure represents 1%.



Fatally Wounded in Battle (36%) | Disease (64%)

American Wars: Side by Side

Note: "Battle deaths" do not include death by disease, capture, or other deaths.

Total American Deaths in Battle

Revolutionary War	4,435
War of 1812	2,260
Indian Wars	1,000
Mexican War	1,733
Civil War	623,026
Spanish-American War	385
World War I	53,402
World War II	291,557
Korean War	33,739
Vietnam War	47,434
Persian Gulf War	148

Total War Costs in Contemporary Dollars

Revolutionary War	101 million
War of 1812	90 million
Indian Wars	260 million
Mexican War	71 million
Civil War	4,183 million
Spanish-American War	283 million
World War I	20 billion
World War II	296 billion
Korean War	30 billion
Vietnam War	111 billion
Persian Gulf War	61 billion

Sources

Department of Veterans Affairs. "America's Wars." Last modified April 2015. http://www.va.gov/opa/publications/factsheets/fs_americas_wars.pdf.

Long, E. B., and Barbara Long. The Civil War Day by Day; an Almanac, 1861-1865. Garden City, N.Y.: Doubleday, 1971.

Wagner, Margaret E., Gary W. Gallagher, and Paul Finkelman, eds. The Library of Congress Civil War Desk Reference. New York: Simon & Schuster, 2002.

Library of Congress. African American Soldiers During the Civil War. http://www.loc.gov/teachers/classroommaterials/presentationsandactivities/presentations/timeline/civilwar/aasoldrs/